

CROMERR Made Easier

Eric Cleckler, *Alabama DEM*

Greg Mitchell, *U.S. EPA*

2015 Exchange Network National Meeting

Supporting the Business of Environmental Protection

September 29–October 1, 2015
Sheraton Philadelphia Society Hill Hotel
Philadelphia, Pennsylvania

<http://www.exchangenetwork.net/en2015>

ABSTRACT

Shared CROMERR Services (SCS) is a group of web services aimed at making the implementation of CROMERR easier. EPA is working to address some of the pain points that early adopters have faced.

CROMERR Made Easier

- What is SCS?
- What does SCS look like?
- How does SCS make CROMERR easier?
- Lessons Learned
- Issues that still need to be worked out

What is SCS?

- Shared CROMERR Services
- Group of web services
- Covers 4 things:
 - Registration and Account Management
 - Identity Proofing
 - Signature Device
 - Signature Ceremony and Copy of Record

Background

Shared CROMERR History

- 09/27/2012 - Shared CROMERR Charter (18 States)
- 10/18/2012 - Component Guidance and Recommendations
- 11/15/2012 - Exchange Network/Grant Applicant Outreach (e.g. vote)
- 03/14/2013 - Application Status and Outreach Results
- 03/30/2013 - Prototype SCS services and offer SCS Toolkit
- 2013 – 2015 – Integrated Project Teams for State Partners

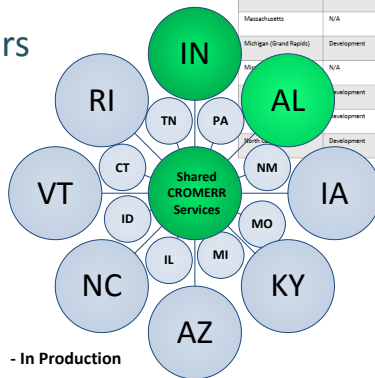
Exchange Network Shared CROMERR Services Website

<http://www.exchangenetwork.net/shared-cromerr-services-ipt/>

Shared CROMERR Projects (19+)

State	Environment	Reports	Target Production Date
Alabama	Production	<ul style="list-style-type: none"> NFQDS NOI Title V Air Permitting 	Prod. 3/20/15
Arizona	Test		
Connecticut	Development		
Idaho	Development		
Illinois	Development		
Indiana	Production		Prod. 1/25/15
Iowa	Test	<ul style="list-style-type: none"> Title V Operating Permit Application Title V Source Emissions Inventory Minor Source Emissions Inventory Air Quality Construction Permit NFQDS Permit Application Discharge Monitoring Report 	
Kentucky	Test		
Massachusetts	N/A		
Michigan (Grand Rapids)	Development		
Minnesota	N/A		
Mississippi	Development		
Montana	Development		
Nebraska	Development	<ul style="list-style-type: none"> Emissions Inventory 	

Signature	Sign and Date	User Name	Print Name	Job Title	SP Position
<input checked="" type="checkbox"/>	<input checked="" type="checkbox"/>	<input checked="" type="checkbox"/>	<input checked="" type="checkbox"/>	<input checked="" type="checkbox"/>	<input checked="" type="checkbox"/>
<input checked="" type="checkbox"/>	<input checked="" type="checkbox"/>	<input checked="" type="checkbox"/>	<input checked="" type="checkbox"/>	<input checked="" type="checkbox"/>	<input checked="" type="checkbox"/>
<input checked="" type="checkbox"/>	<input checked="" type="checkbox"/>	<input checked="" type="checkbox"/>	<input checked="" type="checkbox"/>	<input checked="" type="checkbox"/>	<input checked="" type="checkbox"/>
<input checked="" type="checkbox"/>	<input checked="" type="checkbox"/>	<input checked="" type="checkbox"/>	<input checked="" type="checkbox"/>	<input checked="" type="checkbox"/>	<input checked="" type="checkbox"/>
<input checked="" type="checkbox"/>	<input checked="" type="checkbox"/>	<input checked="" type="checkbox"/>	<input checked="" type="checkbox"/>	<input checked="" type="checkbox"/>	<input checked="" type="checkbox"/>
<input checked="" type="checkbox"/>	<input checked="" type="checkbox"/>	<input checked="" type="checkbox"/>	<input checked="" type="checkbox"/>	<input checked="" type="checkbox"/>	<input checked="" type="checkbox"/>
<input checked="" type="checkbox"/>	<input checked="" type="checkbox"/>	<input checked="" type="checkbox"/>	<input checked="" type="checkbox"/>	<input checked="" type="checkbox"/>	<input checked="" type="checkbox"/>
<input checked="" type="checkbox"/>	<input checked="" type="checkbox"/>	<input checked="" type="checkbox"/>	<input checked="" type="checkbox"/>	<input checked="" type="checkbox"/>	<input checked="" type="checkbox"/>
<input checked="" type="checkbox"/>	<input checked="" type="checkbox"/>	<input checked="" type="checkbox"/>	<input checked="" type="checkbox"/>	<input checked="" type="checkbox"/>	<input checked="" type="checkbox"/>
<input checked="" type="checkbox"/>	<input checked="" type="checkbox"/>	<input checked="" type="checkbox"/>	<input checked="" type="checkbox"/>	<input checked="" type="checkbox"/>	<input checked="" type="checkbox"/>
<input checked="" type="checkbox"/>	<input checked="" type="checkbox"/>	<input checked="" type="checkbox"/>	<input checked="" type="checkbox"/>	<input checked="" type="checkbox"/>	<input checked="" type="checkbox"/>
<input checked="" type="checkbox"/>	<input checked="" type="checkbox"/>	<input checked="" type="checkbox"/>	<input checked="" type="checkbox"/>	<input checked="" type="checkbox"/>	<input checked="" type="checkbox"/>
<input checked="" type="checkbox"/>	<input checked="" type="checkbox"/>	<input checked="" type="checkbox"/>	<input checked="" type="checkbox"/>	<input checked="" type="checkbox"/>	<input checked="" type="checkbox"/>
<input checked="" type="checkbox"/>	<input checked="" type="checkbox"/>	<input checked="" type="checkbox"/>	<input checked="" type="checkbox"/>	<input checked="" type="checkbox"/>	<input checked="" type="checkbox"/>
<input checked="" type="checkbox"/>	<input checked="" type="checkbox"/>	<input checked="" type="checkbox"/>	<input checked="" type="checkbox"/>	<input checked="" type="checkbox"/>	<input checked="" type="checkbox"/>
<input checked="" type="checkbox"/>	<input checked="" type="checkbox"/>	<input checked="" type="checkbox"/>	<input checked="" type="checkbox"/>	<input checked="" type="checkbox"/>	<input checked="" type="checkbox"/>
<input checked="" type="checkbox"/>	<input checked="" type="checkbox"/>	<input checked="" type="checkbox"/>	<input checked="" type="checkbox"/>	<input checked="" type="checkbox"/>	<input checked="" type="checkbox"/>
<input checked="" type="checkbox"/>	<input checked="" type="checkbox"/>	<input checked="" type="checkbox"/>	<input checked="" type="checkbox"/>	<input checked="" type="checkbox"/>	<input checked="" type="checkbox"/>
<input checked="" type="checkbox"/>	<input checked="" type="checkbox"/>	<input checked="" type="checkbox"/>	<input checked="" type="checkbox"/>	<input checked="" type="checkbox"/>	<input checked="" type="checkbox"/>
<input checked="" type="checkbox"/>	<input checked="" type="checkbox"/>	<input checked="" type="checkbox"/>	<input checked="" type="checkbox"/>	<input checked="" type="checkbox"/>	<input checked="" type="checkbox"/>
<input checked="" type="checkbox"/>	<input checked="" type="checkbox"/>	<input checked="" type="checkbox"/>	<input checked="" type="checkbox"/>	<input checked="" type="checkbox"/>	<input checked="" type="checkbox"/>
<input checked="" type="checkbox"/>	<input checked="" type="checkbox"/>	<input checked="" type="checkbox"/>	<input checked="" type="checkbox"/>	<input checked="" type="checkbox"/>	<input checked="" type="checkbox"/>
<input checked="" type="checkbox"/>	<input checked="" type="checkbox"/>	<input checked="" type="checkbox"/>	<input checked="" type="checkbox"/>	<input checked="" type="checkbox"/>	<input checked="" type="checkbox"/>
<input checked="" type="checkbox"/>	<input checked="" type="checkbox"/>	<input checked="" type="checkbox"/>	<input checked="" type="checkbox"/>	<input checked="" type="checkbox"/>	<input checked="" type="checkbox"/>
<input checked="" type="checkbox"/>	<input checked="" type="checkbox"/>	<input checked="" type="checkbox"/>	<input checked="" type="checkbox"/>	<input checked="" type="checkbox"/>	<input checked="" type="checkbox"/>
<input checked="" type="checkbox"/>	<input checked="" type="checkbox"/>	<input checked="" type="checkbox"/>	<input checked="" type="checkbox"/>	<input checked="" type="checkbox"/>	<input checked="" type="checkbox"/>
<input checked="" type="checkbox"/>	<input checked="" type="checkbox"/>	<input checked="" type="checkbox"/>	<input checked="" type="checkbox"/>	<input checked="" type="checkbox"/>	<input checked="" type="checkbox"/>
<input checked="" type="checkbox"/>	<input checked="" type="checkbox"/>	<input checked="" type="checkbox"/>	<input checked="" type="checkbox"/>	<input checked="" type="checkbox"/>	<input checked="" type="checkbox"/>
<input checked="" type="checkbox"/>	<input checked="" type="checkbox"/>	<input checked="" type="checkbox"/>	<input checked="" type="checkbox"/>	<input checked="" type="checkbox"/>	<input checked="" type="checkbox"/>
<input checked="" type="checkbox"/>	<input checked="" type="checkbox"/>	<input checked="" type="checkbox"/>	<input checked="" type="checkbox"/>	<input checked="" type="checkbox"/>	<input checked="" type="checkbox"/>
<input checked="" type="checkbox"/>	<input checked="" type="checkbox"/>	<input checked="" type="checkbox"/>	<input checked="" type="checkbox"/>	<input checked="" type="checkbox"/>	<input checked="" type="checkbox"/>
<input checked="" type="checkbox"/>	<input checked="" type="checkbox"/>	<input checked="" type="checkbox"/>	<input checked="" type="checkbox"/>	<input checked="" type="checkbox"/>	<input checked="" type="checkbox"/>
<input checked="" type="checkbox"/>	<input checked="" type="checkbox"/>	<input checked="" type="checkbox"/>	<input checked="" type="checkbox"/>	<input checked="" type="checkbox"/>	<input checked="" type="checkbox"/>
<input checked="" type="checkbox"/>	<input checked="" type="checkbox"/>	<input checked="" type="checkbox"/>	<input checked="" type="checkbox"/>	<input checked="" type="checkbox"/>	<input checked="" type="checkbox"/>
<input checked="" type="checkbox"/>	<input checked="" type="checkbox"/>	<input checked="" type="checkbox"/>	<input checked="" type="checkbox"/>	<input checked="" type="checkbox"/>	<input checked="" type="checkbox"/>
<input checked="" type="checkbox"/>	<input checked="" type="checkbox"/>	<input checked="" type="checkbox"/>	<input checked="" type="checkbox"/>	<input checked="" type="checkbox"/>	<input checked="" type="checkbox"/>
<input checked="" type="checkbox"/>	<input checked="" type="checkbox"/>	<input checked="" type="checkbox"/>	<input checked="" type="checkbox"/>	<input checked="" type="checkbox"/>	<input checked="" type="checkbox"/>
<input checked="" type="checkbox"/>	<input checked="" type="checkbox"/>	<input checked="" type="checkbox"/>	<input checked="" type="checkbox"/>	<input checked="" type="checkbox"/>	<input checked="" type="checkbox"/>
<input checked="" type="checkbox"/>	<input checked="" type="checkbox"/>	<input checked="" type="checkbox"/>	<input checked="" type="checkbox"/>	<input checked="" type="checkbox"/>	<input checked="" type="checkbox"/>
<input checked="" type="checkbox"/>	<input checked="" type="checkbox"/>	<input checked="" type="checkbox"/>	<input checked="" type="checkbox"/>	<input checked="" type="checkbox"/>	<input checked="" type="checkbox"/>
<input checked="" type="checkbox"/>	<input checked="" type="checkbox"/>	<input checked="" type="checkbox"/>	<input checked="" type="checkbox"/>	<input checked="" type="checkbox"/>	<input checked="" type="checkbox"/>
<input checked="" type="checkbox"/>	<input checked="" type="checkbox"/>	<input checked="" type="checkbox"/>	<input checked="" type="checkbox"/>	<input checked="" type="checkbox"/>	<input checked="" type="checkbox"/>
<input checked="" type="checkbox"/>	<input checked="" type="checkbox"/>	<input checked="" type="checkbox"/>	<input checked="" type="checkbox"/>	<input checked="" type="checkbox"/>	<input checked="" type="checkbox"/>
<input checked="" type="checkbox"/>	<input checked="" type="checkbox"/>	<input checked="" type="checkbox"/>	<input checked="" type="checkbox"/>	<input checked="" type="checkbox"/>	<input checked="" type="checkbox"/>
<input checked="" type="checkbox"/>	<input checked="" type="checkbox"/>	<input checked="" type="checkbox"/>	<input checked="" type="checkbox"/>	<input checked="" type="checkbox"/>	<input checked="" type="checkbox"/>
<input checked="" type="checkbox"/>	<input checked="" type="checkbox"/>	<input checked="" type="checkbox"/>	<input checked="" type="checkbox"/>	<input checked="" type="checkbox"/>	<input checked="" type="checkbox"/>
<input checked="" type="checkbox"/>	<input checked="" type="checkbox"/>	<input checked="" type="checkbox"/>	<input checked="" type="checkbox"/>	<input checked="" type="checkbox"/>	<input checked="" type="checkbox"/>
<input checked="" type="checkbox"/>	<input checked="" type="checkbox"/>	<input checked="" type="checkbox"/>	<input checked="" type="checkbox"/>	<input checked="" type="checkbox"/>	<input checked="" type="checkbox"/>
<input checked="" type="checkbox"/>	<input checked="" type="checkbox"/>	<input checked="" type="checkbox"/>	<input checked="" type="checkbox"/>	<input checked="" type="checkbox"/>	<input checked="" type="checkbox"/>
<input checked="" type="checkbox"/>	<input checked="" type="checkbox"/>	<input checked="" type="checkbox"/>	<input checked="" type="checkbox"/>	<input checked="" type="checkbox"/>	<input checked="" type="checkbox"/>
<input checked="" type="checkbox"/>	<input checked="" type="checkbox"/>	<input checked="" type="checkbox"/>	<input checked="" type="checkbox"/>	<input checked="" type="checkbox"/>	<input checked="" type="checkbox"/>



 - In Production

Shared CROMERR Toolkit

Services & Documentation

Getting Started with Shared CROMERR:

- **Kickoff Meeting**
- **Identify Shared CROMERR Component Goals**
- **CROMERR Toolkit**



Access Authority



Baseline CROMERR Checklist & Attachments



Contractual and Project Planning Package



Development Toolkit



Example Shared CROMERR Demo Application

<http://www.exchangenetwork.net/shared-cromerr-services-ipt/>

Shared CROMERR Demo Application

The screenshot shows the Shared CROMERR Demo Application web interface. At the top is a blue navigation bar with the 'exchange network' logo and links for 'Home', 'Login', and 'Register'. The main content area has a light gray background. On the right, there's a 'Web Services' section with an 'API Trace' input field set to 'None' and two buttons: 'Download' and 'Clear API Trace'. The central text reads 'Shared CROMERR Services Demonstration' followed by 'This is a demonstration of the Shared CROMERR Services within a responsive UI.' and a link for 'Training Reference'. Below this are two columns: 'Login' with instructions for existing accounts and a 'Login >' button, and 'Register Now' with instructions for new accounts, a 'Training Reference' link, and a 'Register >' button. At the bottom, there's a 'Privacy Statement' section with a disclaimer about data usage and a note that this is a demonstration system only.

<https://dev.epacdx.net/SharedCromerrServicesDemo>

CROMERR Made Easier

- What is SCS?
- What does SCS look like?
- How does SCS make CROMERR easier?
- Lessons Learned
- Issues that still need to be worked out

What does SCS look like?

FILEEDITVIEWPROJECTBUILDDEBUGTEAMTOOLSTESTARCHITECTUREANALYZEWINDOWHELP

Internet ExplorerDebug

Source Control Explorer

submissionreceipt.aspx.cs

WebApp

WebApp.External.submissionreceiptSubmissionReceiptRepeater_ItemDataBound(object>

```
169 AEERS.SCS.UserManagementService.RegisteredUserType scsUser = SCSUserManagement.RetrieveUser(UserNameLabel1.Text);
170 AEERS.SCS.SignatureAndCorService.UserType sigSCSUser = new AEERS.SCS.SignatureAndCorService.UserType()
171 {
172     FirstName = scsUser.FirstName,
173     MiddleInitial = scsUser.MiddleInitial,
174     LastName = scsUser.LastName,
175     UserId = scsUser.UserId
176 };
177
178 var tempSCSDocArray = ((AEERS.SCS.SignatureAndCorService.CorActivityType)Session["tempScsDocuments"]).Documents.ToArray
179 int index = Array.FindIndex(tempSCSDocArray, row => row.ID == (BLLActivityID.GetActivityID("Report", ((AEERS.DAL.Subm
180
181 reportlb.Text = tempSCSDocArray[index].Name;
182 reportdocidlbl.Text = tempSCSDocArray[index].ID;
183 reportsigvalidatelbl.Text = (SCSSigCor.ValidateCOR(sigSCSUser, tempSCSDocArray[index]) ? "Valid" : "Not Valid");
184
185 index = index % 2 == 0 ? index + 1 : index - 1;
186 reportsiglb.Text = tempSCSDocArray[index].Name;
187 reportdocsiglb.Text = tempSCSDocArray[index].ID;
188
189 index = Array.FindIndex(tempSCSDocArray, row => row.ID == (BLLActivityID.GetActivityID("Documentation", ((AEERS.DAL.S
190
191 documentationlb.Text = tempSCSDocArray[index].Name;
192 documentationdocidlbl.Text = tempSCSDocArray[index].ID;
193 documentationsigvalidatelbl.Text = (SCSSigCor.ValidateCOR(sigSCSUser, tempSCSDocArray[index]) ? "Valid" : "Not Valid"
194
195 index = index % 2 == 0 ? index + 1 : index - 1;
196 documentationsiglb.Text = tempSCSDocArray[index].Name;
197 documentationdocsiglb.Text = tempSCSDocArray[index].ID;
198
199 List<int> subIDlist = new List<int>();
200 subIDlist.Add(((AEERS.DAL.Submission)e.Item.DataItem).submissions_id);
201 submissionstatus.Text = BLLSubmissions.GetSubmissions(subIDlist).First().SubmissionStatus.submission_status;
202
203
```

Solution Explorer

Search Solution Explorer (Ctrl+):

Solution 'AEERS' (11 projects)

BatchStuff

BLL

DAL

SCS

Properties

References

Service References

app.config

SCSIdentityProof.cs

SCSSecondFactor.cs

SCSSigCor.cs

SCSUserManagement.cs

Utility

WebApp

Error List

0 Errors0 Warnings0 Messages

Search Error List

Description	File	Line	Column	Project
-------------	------	------	--------	---------

Web Publish ActivityError ListOutputFind Results 1

Team Expl...Solution E...Class ViewProperties

What does SCS look like?

Establish Proof of Identity

As a Responsible Official, you are required to establish proof of identity using LexisNexis Services prior to signing/submitting electronic reports through AEERS. Please verify the information below is correct before proceeding.

User ID: EX120@MAILINATOR.COM

First Name: Katharine

Middle Initial:

Last Name: Sisk

☐ I have reviewed the name presented above and I would like to proceed with LexisNexis identity proofing.

Proceed

Cancel

[or click here for paper-based option](#)



Please click "OK" to perform identity verification conducted by LexisNexis®.

Canceling this process may require additional information to be provided in order to supply sufficient proof of identity under Title 40 CFR § 3.2000(b)(5)(vii).

OK

Cancel

[LexisNexis® Privacy Policy](#)

Report Management

[View Open Reports](#)[View Error Reports](#)[View Submissions](#)

Facility

[209-fake](#)[503-fake](#)

XML

[Upload XML](#)[XML Documentation](#)

Profile

[User Information](#)[Manage Password](#)[Manage Challenge Questions](#)

Admin

[View Signature Agreement](#)[- Email ADEM Air contact](#)[- User Guide](#)[- Reporting Guidance](#)Session expires in:
15 min

Submission Receipt

Signed by: Howard Wolowitz
User name: ex1@mailinator.com
Submission ID: _92a41841-230e-473b-bf89-2c4503bc19f8
Date signed: 6/26/2015 2:20:36 PM

ABC Plant

Facility Report: 2014-AirEmissionsReport.pdf
Signature Document: detached-signature.xml
Signature Validation: Valid

Facility Documentation: 2014-Documentation.docx
Signature Document: detached-signature.xml
Signature Validation: Valid

Submission Status: Submitted

What does SCS look like?

Whatever you want it to look like!

CROMERR Made Easier

- What is SCS?
- What does SCS look like?
- How does SCS make CROMERR easier?
- Lessons Learned
- Issues that still need to be worked out

How does SCS make CROMERR easier?

- Lots of code that you don't have to write
- Much easier CROMERR checklist
- Details of storage, backups, retention, etc. handled for you
- One account can span multiple applications by default

CROMERR Made Easier

- What is SCS?
- What does SCS look like?
- How does SCS make CROMERR easier?
- Lessons Learned
- Issues that still need to be worked out

Lessons Learned

- From a programmer perspective, SCS is fairly straight-forward.
- Submit your CROMERR application before you think you should.
- Username collisions
- Test often and in every environment.

CROMERR Made Easier

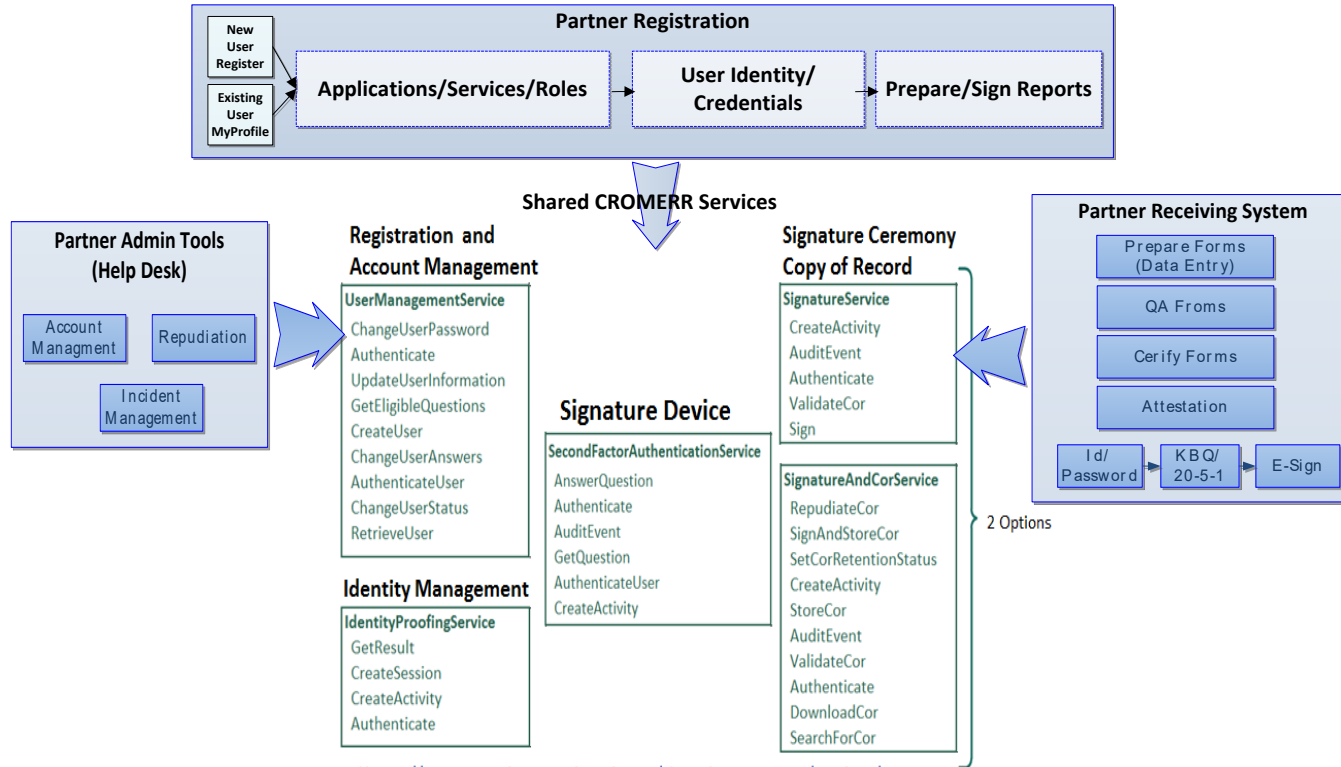
- What is SCS?
- What does SCS look like?
- How does SCS make CROMERR easier?
- Lessons Learned
- Issues that still need to be worked out

Issues that still need to be worked out

- LexisNexis via popup often fails
- Documentation needs to be updated and in some cases created

Partners Build System Tools

Using Existing Standard CROMERR Services



[*https://encromerrdev.epacdxnode.net/shared-cromerr-ws/services/](https://encromerrdev.epacdxnode.net/shared-cromerr-ws/services/)

Partner System Tools Comprised of CROMERR System

Functions Necessary For

CROMERR Checklist Compliance

- **Registration Tool**
 - Account Registration and Profile Management
 - Electronic & Paper Identity Proofing
 - Signature Device Registration
 - Electronic Signature Agreement (ESA) / Signature Ceremony
 - Organization / Organization Types / Role Affiliation bound to ESA
- **Help Desk Tool**
 - Account Management/Administration
 - Signature Device Management
 - Application / Role Based Access Management
 - Record Repudiation Administration Tool
 - Electronic Signature Agreement Management
 - Organization / Facility Management
- **Record Receiving System**
 - Out-of-Band Receipt and Incident Messaging
 - Human Readable Copy of Record Transaction History

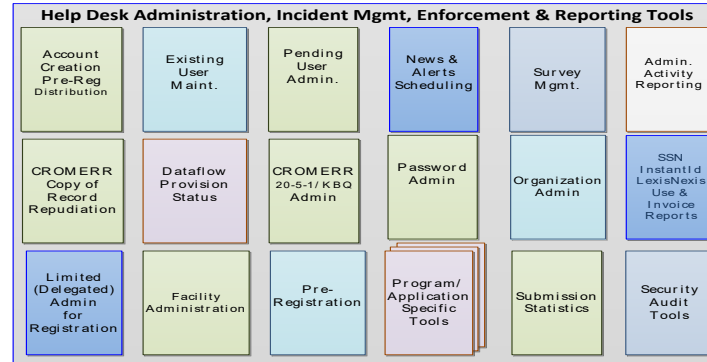
Each System Builds Dozens of System Functions

Each State/Tribe or Local Government Partner may have multiple Systems

Each System may involve building duplicate functions to delegate to separate organizations, Information Owners, Contractors, and/or Industry.

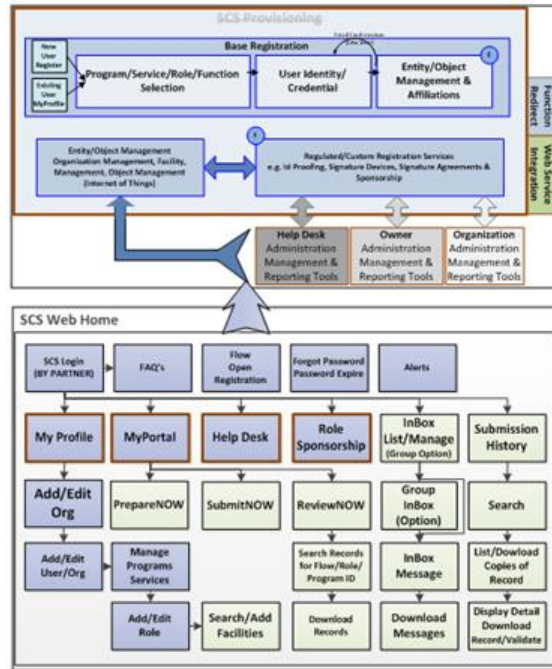
Original Services Conclusions:

- A lot of System Functions must be built
- A lot of potentially non-standard system functions for enforcement
- A lot of CROMERR Checklist Review Time

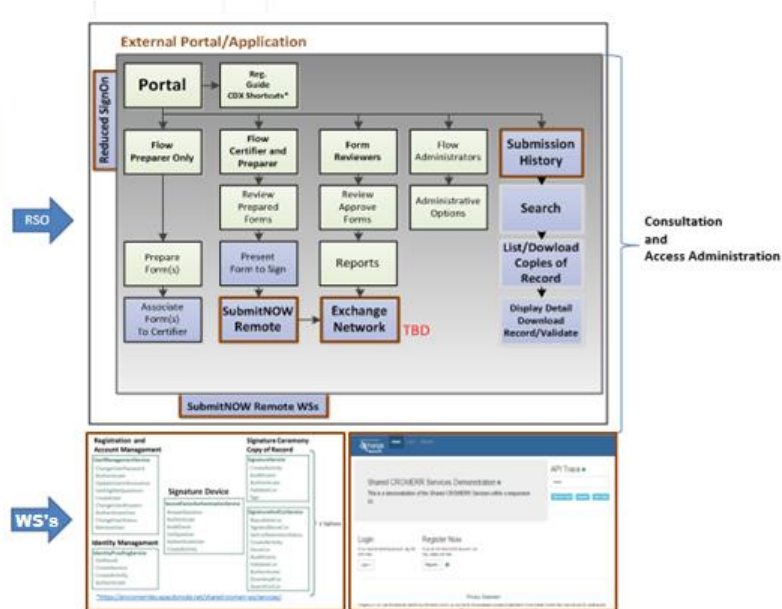


New Pilot Services for Compliance Monitoring Data Portal

New Shared CROMERR System Functions



CMD Portal



What is New?


- Enhanced Web Menu-based Shared CROMERR Services
 - Shared CROMERR Registration Tool
 - Shared CROMERR Partner Help Desk Tool
 - Shared CROMERR Dataflow Help Desk Tool
 - Shared CROMERR Company Administration Tool
- New Web Services
 - Single (or Reduced) Sign On Authentication/Authorization Services
 - Organization Management Web Services
- Custom Partner/Dataflow Provisioning
 - Customize Privacy Notices by Provider/Partner/Program/Role
 - Administrative tools to Delegate Role/Functions by Partner, and/or Role
 - Custom Home Pages and Help Services by Partner
 - Customize Electronic Signature Agreements (ESA's) & Attestations
 - Customize Identity Proofing and Metadata Collection Requirements
 - Customize Users Control over ability to Revise/Manage their own Profiles

Completely Optional and Integrate with Existing Services


Mock Demo

Shared CROMERR Registration


- Master Home Page
- Local Home Page


United States Environmental Protection Agency

[Home](#)
[FAQs](#)
[Help](#)


EPA Shared Services

[Contact Us](#)



Log In
User ID

Password

[Log In](#)
[Register with SCS](#)
[Forgot your Password?](#)
[Forgot your User ID?](#)
[Warning Notice and Privacy Policy](#)


Welcome
Welcome to the Environmental Protection Agency (EPA) Shared CROMERR Services (SCS) - the Agency's electronic reporting site. The Shared CROMERR Services concept has been defined as a central point which supplements EPA reporting systems by performing new and existing functions for receiving legally acceptable data in various formats, including consolidated and integrated data.

Warning Notice and Privacy Policy

Warning Notice
EPA's Shared CROMERR Services Registration procedure is part of a United States Environmental Protection Agency (EPA) computer system, which is for authorized use only. Unauthorized access or use of this computer system may subject violators to criminal, civil, and/or administrative action. All information on this computer system may be monitored, recorded, read, copied, and disclosed by and to authorized personnel for official purposes, including law enforcement. Access or use of this computer system by any person, whether authorized or unauthorized, constitutes consent to these terms.

Privacy Statement
EPA will use the personal identifying information which you provide for the expressed purpose of registration to the Shared CROMERR Services site and for updating and correcting information in internal EPA databases as necessary. The Agency will not make this information available for other purposes unless required by law. EPA does not sell or otherwise transfer personal information to an outside third party. [Federal Register: March 18, 2002 (Volume 67, Number 52)][Page 12010-12013].

[EPA Home](#) | [Privacy and Security Notice](#) | [Accessibility](#)
SCS Help Desk: 888-895-1995 | (970) 484-2500 for callers from Puerto Rico and Guam
[About SCS](#) | [Frequently Asked Questions](#) | [Terms and Conditions](#) | [Contact Us](#)



Register

- **By Partner**
- By Program
- By Program & Role
- Local Home Bypass w/ parameters

The screenshot shows the EPA Shared Services registration interface. At the top is the EPA logo and the text "United States Environmental Protection Agency". Below this is a navigation bar with "Home", "FAQs", and "Help". A "Contact Us" link is in the top right. The main header area includes the "SCS EPA Shared Services" logo and two buttons: "Register By Partner" (highlighted in green) and "Register By Program". A left sidebar contains a "Services Requested" section with a list of options: "Partner / Program / Role", "Program ID", "Terms & Conditions", "Account Profile", "Account Owner", "Organization Information", "Email Validation", "Verify Identity", and "Signature Agreement". The "Partner / Program / Role" option is selected. The main content area is titled "Choose a state partner" and contains a search box with the placeholder text "Begin by typing an Environmental Partner name or related keywords to filter the list of available partners (e.g. Alabama, Michigan, etc.) To continue click on the desired State Partner." Below the search box is a list of states: Alabama, Alaska, American Samoa, Arizona, Arkansas, California, Colorado, and Connecticut. A "Cancel" button is located at the bottom right of the main content area. The footer contains links for "EPA Home", "Privacy and Security Notice", "Accessibility", "SCS Help Desk: 888-890-1995 | (970) 494-5500 for callers from Puerto Rico and Guam", "About SCS", "Frequently Asked Questions", "Terms and Conditions", and "Contact Us". The EPA seal is in the bottom right corner.

EPA United States Environmental Protection Agency

Home FAQs Help

SCS EPA Shared Services

Contact Us

Services Requested

Register By Partner Register By Program

Partner / Program / Role

Program ID

Terms & Conditions

Account Profile

Account Owner

Organization Information

Email Validation

Verify Identity

Signature Agreement

Choose a state partner

Begin by typing an Environmental Partner name or related keywords to filter the list of available partners (e.g. Alabama, Michigan, etc.) To continue click on the desired State Partner.

Search

Alabama

Alaska

American Samoa

Arizona

Arkansas

California

Colorado

Connecticut

Cancel

EPA Home | Privacy and Security Notice | Accessibility

SCS Help Desk: 888-890-1995 | (970) 494-5500 for callers from Puerto Rico and Guam

About SCS | Frequently Asked Questions | Terms and Conditions | Contact Us

Register

- By Partner
- By Program
- By Program & Role
- Local Home Bypass w/ parameters

The screenshot shows the EPA Shared Services registration interface. At the top is the EPA logo and the text "United States Environmental Protection Agency". Below this is a navigation bar with "Home", "FAQs", and "Help" links. A "Contact Us" link is in the top right corner. The main heading is "SCS EPA Shared Services". On the left is a sidebar menu with the following items: "Services Requested" (highlighted), "Partner / Program / Role", "Program ID", "Terms & Conditions", "Account Profile", "Account Owner", "Organization Information", "Email Validation", "Verify Identity", and "Signature Agreement". To the right of the sidebar are two buttons: "Register By Partner" and "Register By Program". The "Choose a program" section contains a search box with the placeholder text "Search" and a list of four programs: "CMDP-DEV: Compliance Monitoring Data Portal - Dev", "CMDP-PREP: Compliance Monitoring Data Portal - Prep", "CMDP-STAGE: Compliance Monitoring Data Portal - Stage", and "CMDP-TEST: Compliance Monitoring Data Portal - Test". A "Cancel" button is located at the bottom right of this section. The footer contains links for "EPA Home", "Privacy and Security Notice", and "Accessibility", along with contact information for the SCS Help Desk and a list of links: "About SCS", "Frequently Asked Questions", "Terms and Conditions", and "Contact Us". The EPA seal is in the bottom right corner.

EPA United States Environmental Protection Agency

Home FAQs Help

SCS EPA Shared Services

Contact Us

Services Requested

Partner / Program / Role

Program ID

Terms & Conditions

Account Profile

Account Owner

Organization Information

Email Validation

Verify Identity

Signature Agreement

Register By Partner Register By Program

Choose a program

Type a service related keywords to filter the list of available programs (e.g. Compliance, Portal, etc.) To continue click on the desired Program.

Search

CMDP-DEV: Compliance Monitoring Data Portal - Dev

CMDP-PREP: Compliance Monitoring Data Portal - Prep

CMDP-STAGE: Compliance Monitoring Data Portal - Stage

CMDP-TEST: Compliance Monitoring Data Portal - Test

Cancel

EPA Home | Privacy and Security Notice | Accessibility

SCS Help Desk: 888-890-1995 | (970) 494-3500 for callers from Puerto Rico and Guam

About SCS | Frequently Asked Questions | Terms and Conditions | Contact Us

Register

- By Partner
- By Program
- By Program & Role
- Local Home Bypass w/ parameters
- Local Home Page Skips Here

The screenshot shows the EPA Shared Services registration interface. At the top is the EPA logo and navigation links (Home, FAQs, Help). Below is the 'SCS EPA Shared Services' header with a 'Contact Us' link. A 'Services Requested' sidebar on the left lists steps: Partner / Program / Role, Program ID, Terms & Conditions, Account Profile, Account Owner, Organization Information, Email Validation, Verify Identity, and Signature Agreement. The main content area has two buttons: 'Register By Partner' and 'Register By Program'. Below these are two selection steps: 'Choose a state partner' (with 'Alabama' selected) and 'Choose a program' (with 'CMDP-DEV: Compliance Monitoring Data Portal - Dev' selected). The final step is 'Choose a role', which displays a list of roles for selection. A 'Cancel' link is at the bottom right.

EPA United States Environmental Protection Agency

Home FAQs Help

SCS EPA Shared Services [Contact Us](#)

Services Requested

Partner / Program / Role

Program ID

Terms & Conditions

Account Profile

Account Owner

Organization Information

Email Validation

Verify Identity

Signature Agreement

Register By Partner Register By Program

Choose a state partner ▶ Alabama

Choose a program ▶ CMDP-DEV: Compliance Monitoring Data Portal - Dev


Choose a role

To continue please select a Role and then press the continue button that will appear once a role is selected.

Private Lab Certifier
Private Lab CMDP Administrator
Private Lab Preparer
Private Lab Reviewer
PWS Certifier
PWS CMDP Administrator
PWS Preparer
PWS Reviewer
State Lab Certifier
State Lab CMDP Administrator
State Lab Preparer
State Lab Reviewer

[Cancel](#)

- Account Profile
- Organizations
- Email Verification
- Identity Proofing
- Signature Agreements


United States Environmental Protection Agency

Home
FAQs
Help

SCS EPA Shared Services
Contact Us

Services Requested ✓
Partner / Program / Role ✓
Program ID ✓
Terms & Conditions ✓
Account Profile
Account Owner
Organization Information
Email Validation
Verify Identity
Signature Agreement

Create your user information

Enter Account Identity Information. (Passwords must be a minimum of 8 alpha-numeric characters (no spaces or special characters) and contain at least 1 of each of the following: uppercase character, lowercase character, number. Passwords may not begin with a number nor contain the word "password" nor contain your User Name.) A required field is indicated with an asterisk (*).

Account Owner

Title	<input type="text"/>
First Name *	<input type="text"/>
Middle Initial	<input type="text"/>
Last Name *	<input type="text"/>
Suffix	<input type="text"/>
Email Address *	<input type="text"/>
Confirm Email *	<input type="text"/>

Account

User ID *	<input type="text"/>	?
Password *	<input type="password"/>	?
Confirm Password *	<input type="password"/>	
Security Question 1 *	<input type="text"/>	
Security Answer 1 *	<input type="text"/>	
Security Question 2 *	<input type="text"/>	
Security Answer 2 *	<input type="text"/>	
Security Question 3 *	<input type="text"/>	
Security Answer 3 *	<input type="text"/>	

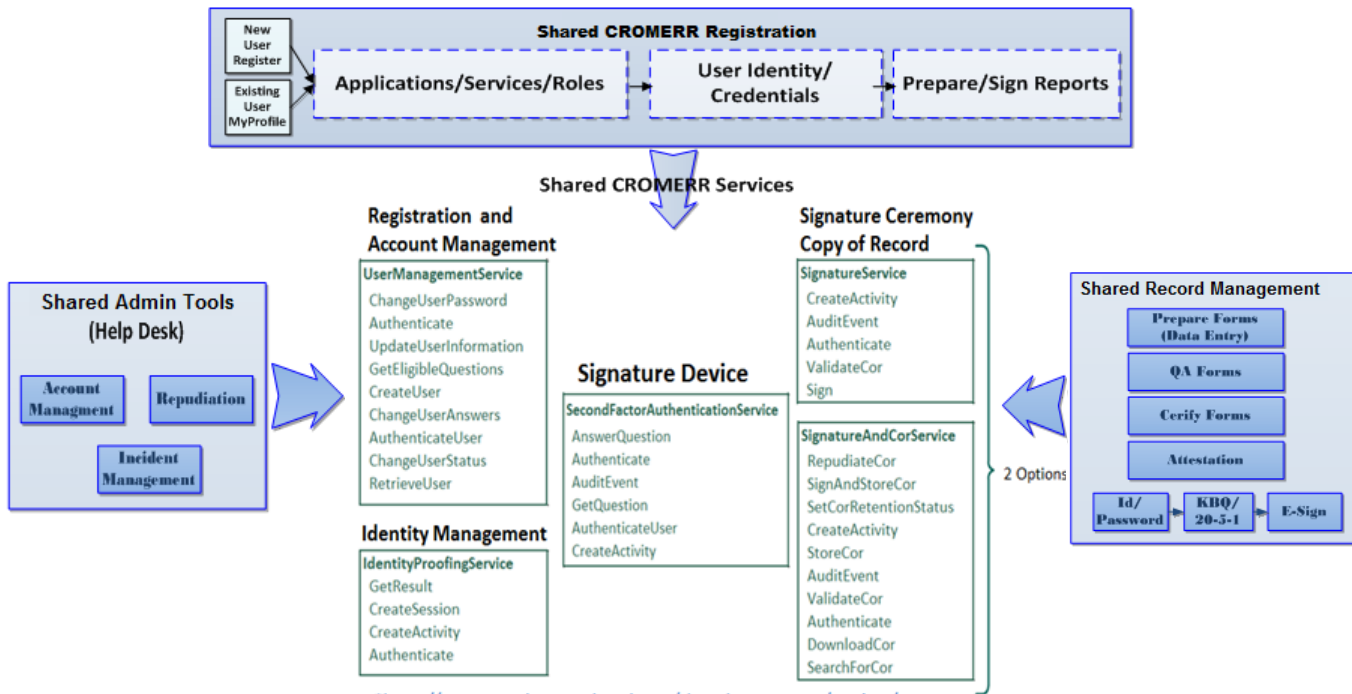
Cancel
Continue

Many more features

- Id Proofing by Partner, Dataflow, Role
- Organization Web Services allow Partners to own and manage their Organization tables (or share)
- Both Roles and Organizations Optionally Managed by Type so only certain roles see certain Organizations or certain organizations for a specific partner.

Summary

- New Services and Functions
- Standard Web Services AND Standard Functions
- Reduced CROMERR Checklist Review



References and Documentation:

SCS Documentation: <http://www.exchangenetwork.net/shared-cromerr-services-ipt/>

SCS Demo Tool: <https://dev.epacdx.net/SharedCromerrServicesDemo>

MILESTONES

SCS State Registration:

SCS Owner Administration

SCS Organization Administration
(e.g. Sponsorship)

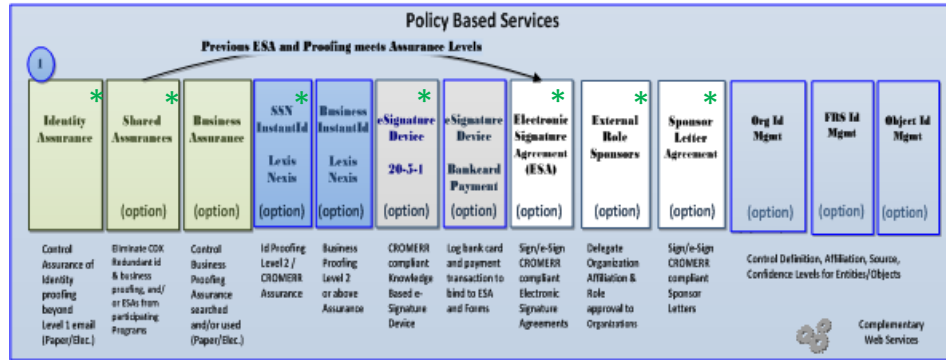
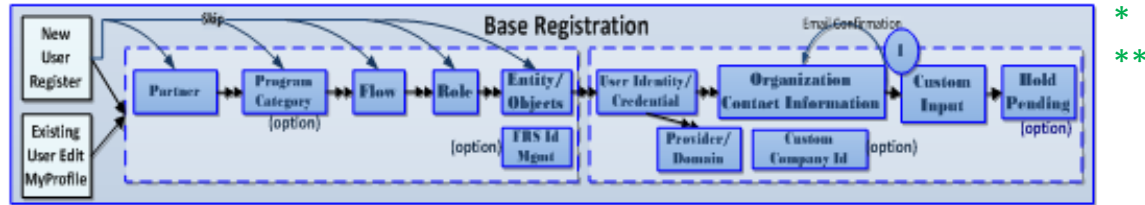
SCS Reduced Sign On



In Development Oct. 1, 2015
Production Goal Jan. 2016

Shared CROMERR Appendix

Flexible Registration



* Implemented

** Ability to Customize Registration, Skip (or hide) menus

SCS Updates and Improvements

- Over 19 States have tested or are now using Shared CROMERR Services
- Two systems are managed in Production
- Major New Services are becoming available that drastically reduce effort
- Compliance Monitoring Data (CMD) Portal Pilot

Shared CROMERR Projects (19+)

State	Environment	Requests	Target/Priority Date
Alabama	Production	<ul style="list-style-type: none">• NFS/OS lock• Task 1/nd Formatting	<ul style="list-style-type: none">• Prod 3/2/15
Arizona	Test		
Connecticut	Development		
Idaho	Development		
Illinois	Development		
Indiana	Production		<ul style="list-style-type: none">• Prod 1/15/15
Iowa	Test	<ul style="list-style-type: none">• Task 1/ Operating System Application• Task 1/ Storage Emulation Inventory• Mirror Source Emulation Inventory• No Audit Configuration Inventory• NFS/OS/Firewall Application• Changebase Monitoring Report	
Kentucky	Test		
Massachusetts	N/A		
Michigan (Grand Rapids)	Development		
Missouri	N/A		
New Mexico	Development		
New York	Development		
North Carolina	Development	<ul style="list-style-type: none">• Emulation Inventory	

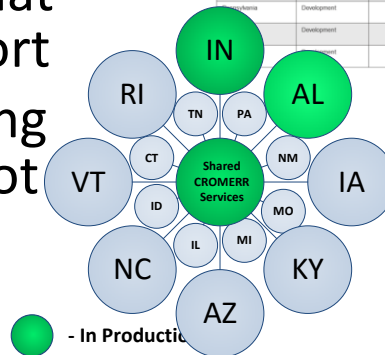
Legend:

- ☒ State has tested service
- ☐ State may use service in future
- ☒ State will not use service

Signature	User and Host	User Agent	Zeit factor auth	ID Proofing
<input checked="" type="checkbox"/>	<input checked="" type="checkbox"/>	<input checked="" type="checkbox"/>	<input checked="" type="checkbox"/>	<input type="radio"/>
<input checked="" type="checkbox"/>	<input checked="" type="checkbox"/>	<input checked="" type="checkbox"/>	<input checked="" type="checkbox"/>	<input type="radio"/>
<input checked="" type="checkbox"/>		<input checked="" type="checkbox"/>		<input type="radio"/>
<input checked="" type="checkbox"/>				<input type="radio"/>
<input checked="" type="checkbox"/>	<input checked="" type="checkbox"/>	<input checked="" type="checkbox"/>	<input checked="" type="checkbox"/>	<input type="radio"/>
<input checked="" type="checkbox"/>				<input checked="" type="checkbox"/>
<input checked="" type="checkbox"/>	<input checked="" type="checkbox"/>	<input checked="" type="checkbox"/>	<input checked="" type="checkbox"/>	<input checked="" type="checkbox"/>
	<input type="radio"/>			
<input checked="" type="checkbox"/>	<input checked="" type="checkbox"/>	<input checked="" type="checkbox"/>	<input checked="" type="checkbox"/>	<input checked="" type="checkbox"/>

State	Environment	Reports	Target Production Date
Ohio	N/A		
Oklahoma	Development		
Oklahoma	Development		
Oklahoma	Development		
Oklahoma	Development		

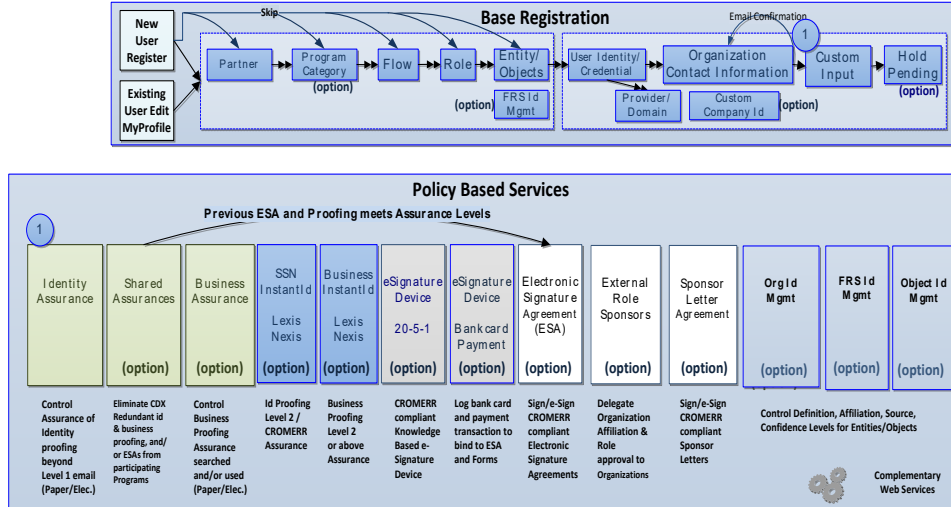
Signature	Sign and Store	User Agent	2nd Factor Auth	ID Proofing
				<input type="radio"/>
<input checked="" type="checkbox"/>				
		<input checked="" type="checkbox"/>		<input checked="" type="checkbox"/>



- In Production

Flexible Registration

Skip (or hide) menus (context variables)



Design Path to support additional shared services as they are constructed and integrated into Shared CROMERR Registration